



2023 annual report to the Community

# Long Street Primary School

Long Street Primary School number: 1133

Partnership: Whyalla



School principal:

Dianna Pickert

Date of endorsement:

20/02/2024



# Context Statement

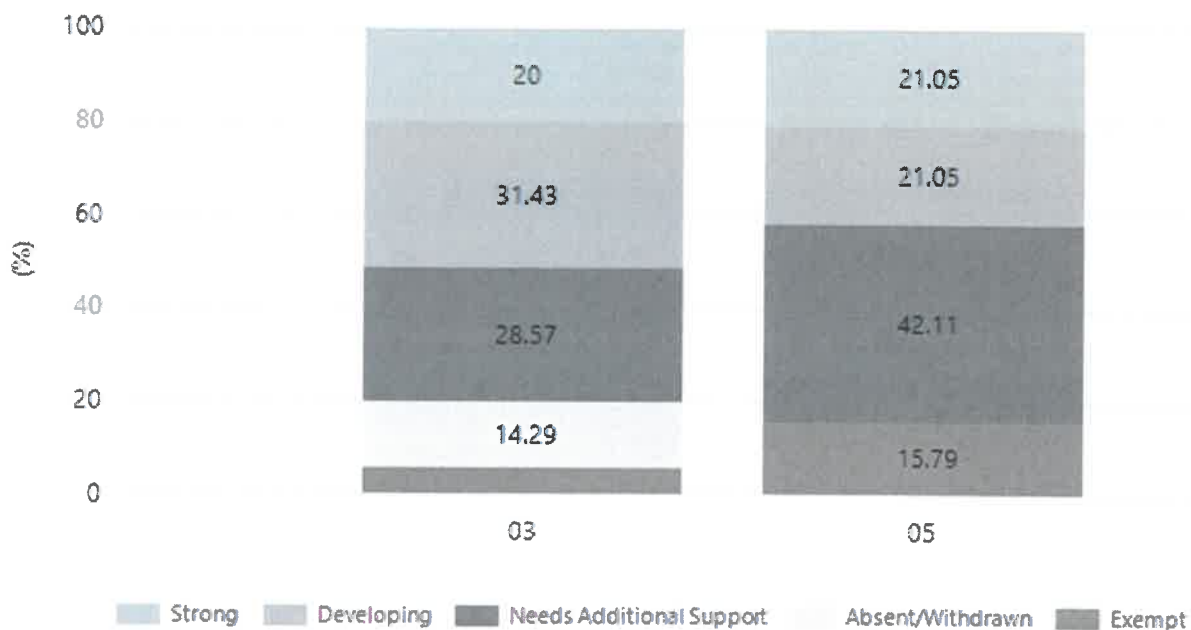
Long Street Primary School caters for students from R-6. At the time of this report, the enrolment in 2023 is 149. Long Street Primary School is classified as Category 2 on the Department for Education Index of Educational Disadvantage. At the time of this report, the school population includes 15% Aboriginal students, 14% students with disabilities, 6% children/young people in care. Further information about the school is available on the school's website (including its context statement), as well as the My School website.

## Performance Summary

### NAPLAN Proficiency

In 2023, the Australian Curriculum, Assessment and Reporting Authority (ACARA) - a Commonwealth Independent statutory authority - announced changes to NAPLAN performance reporting. This new way of reporting by ACARA that NAPLAN results from 2023 will not be comparable to previous years. The new approach replaces the previous numerical NAPLAN bands and the national minimum standard.

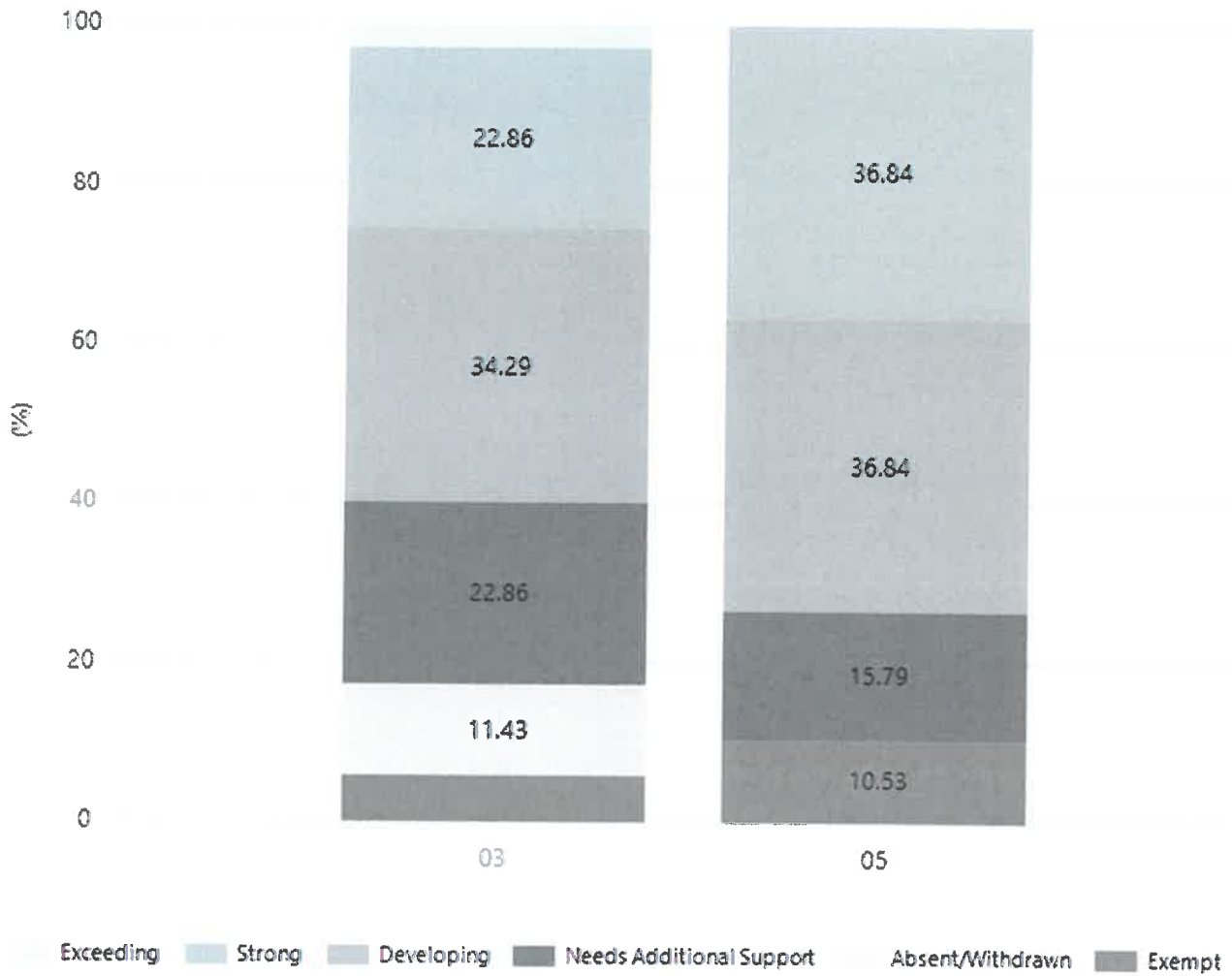
#### Numeracy



Year Level	03	05
Strong	7	4
Developing	11	4
Needs Additional Support	10	8
Absent/Withdrawn	5	
Exempt	2	3
Total	35	19

Data Source: Department for Education Assessment Data Holdings, 2023. When there are less than six students in a cohort, no data is supplied.

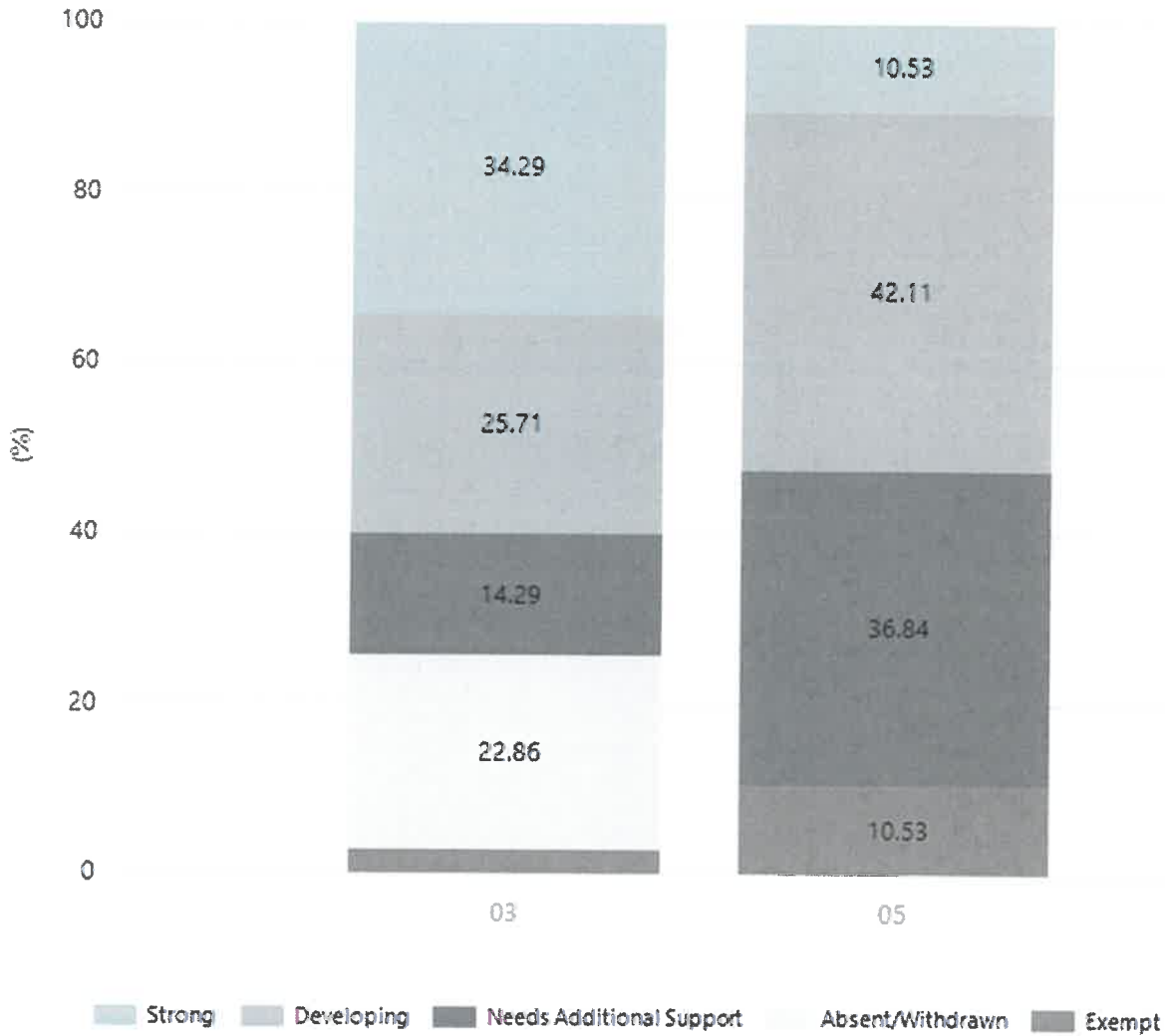
## Reading



Year Level	03	05
Exceeding	1	
Strong	8	7
Developing	12	7
Needs Additional Support	8	3
Absent/Withdrawn	4	
Exempt	2	2
Total	35	19

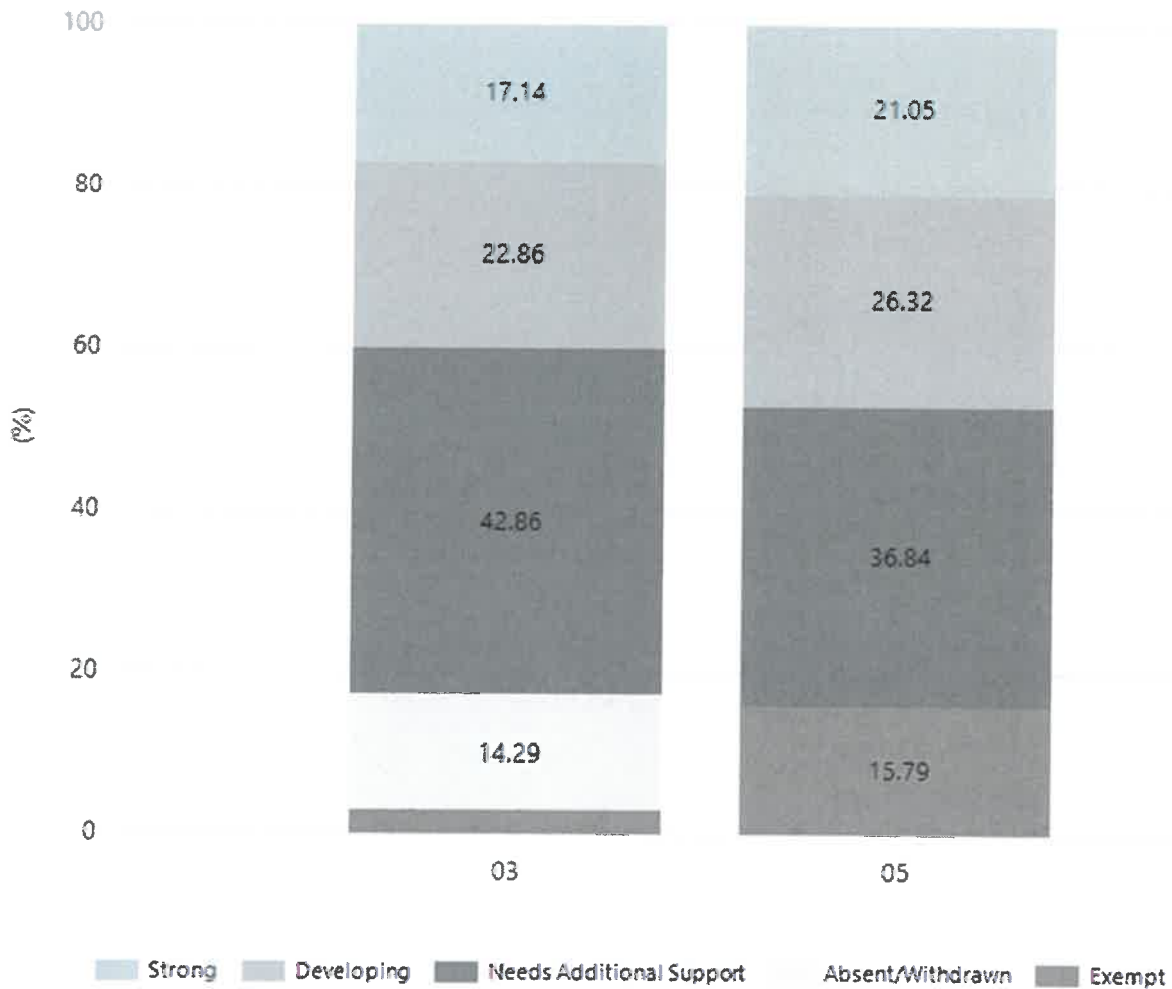
Data Source: Department for Education Assessment Data Holdings, 2023. When there are less than six students in a cohort, no data is supplied.

## Writing



Year Level	03	05
Strong	12	2
Developing	9	8
Needs Additional Support	5	7
Absent/Withdrawn	8	
Exempt	1	2
Total	35	19

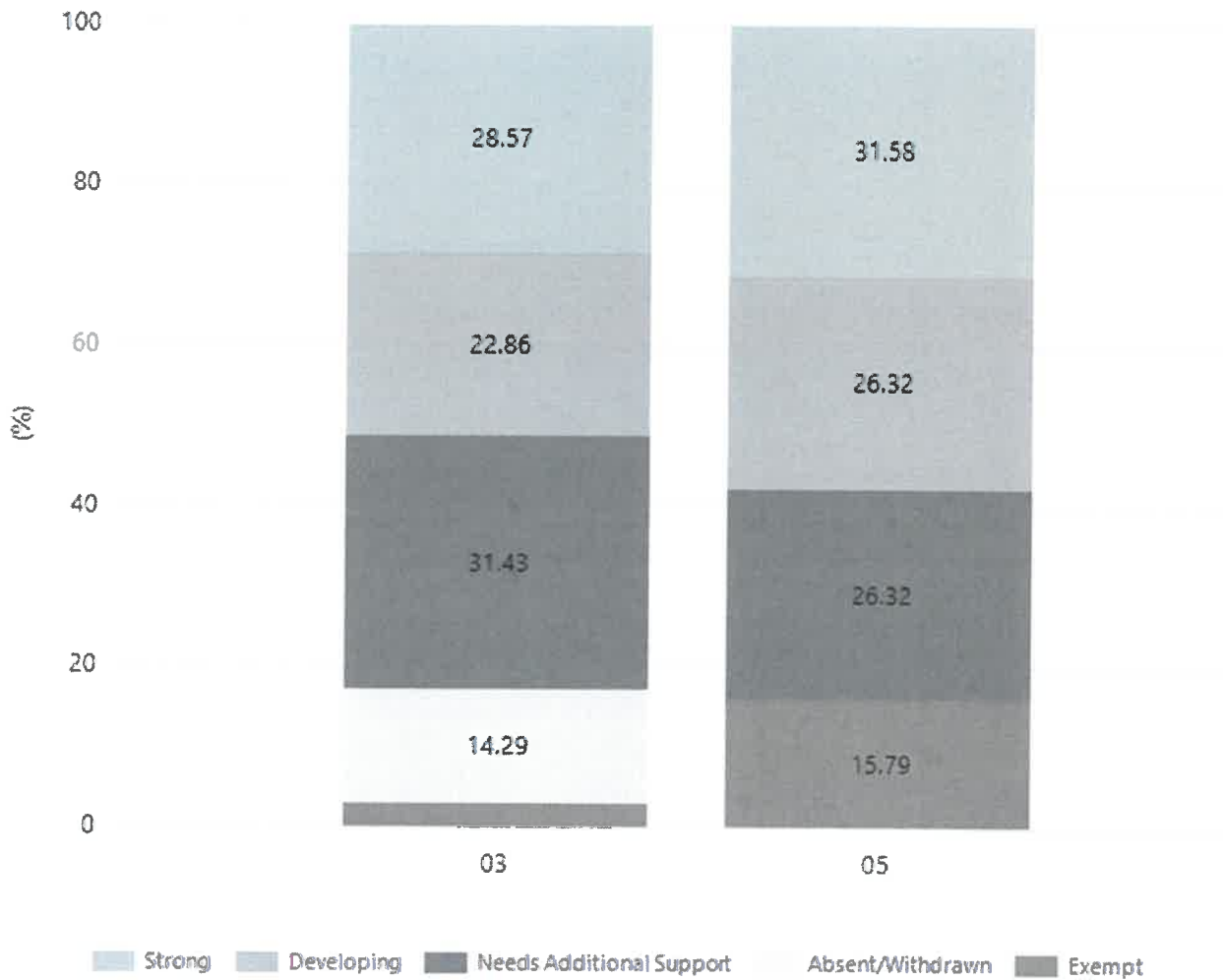
Data Source: Department for Education Assessment Data Holdings, 2023. When there are less than six students in a cohort, no data is supplied.



Year Level	03	05
Strong	6	4
Developing	8	5
Needs Additional Support	15	7
Absent/Withdrawn	5	
Exempt	1	3
Total	35	19

Data Source: Department for Education Assessment Data Holdings, 2023. When there are less than six students in a cohort, no data is supplied.

## Spelling

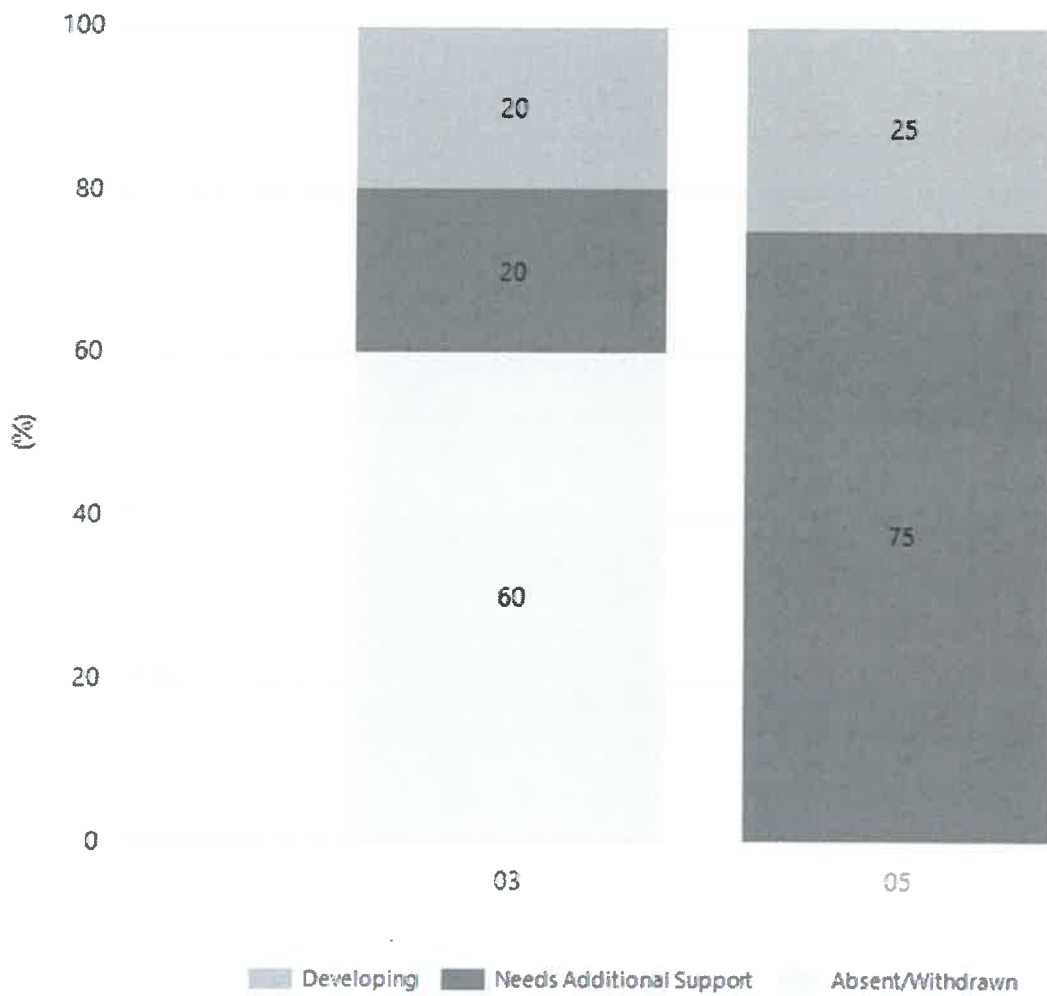


Year Level	03	05
Strong	10	6
Developing	8	5
Needs Additional Support	11	5
Absent/Withdrawn	5	
Exempt	1	3
Total	35	19

Data Source: Department for Education Assessment Data Holdings, 2023. When there are less than six students in a cohort, no data is supplied.

# NAPLAN Proficiency - Aboriginal Learners

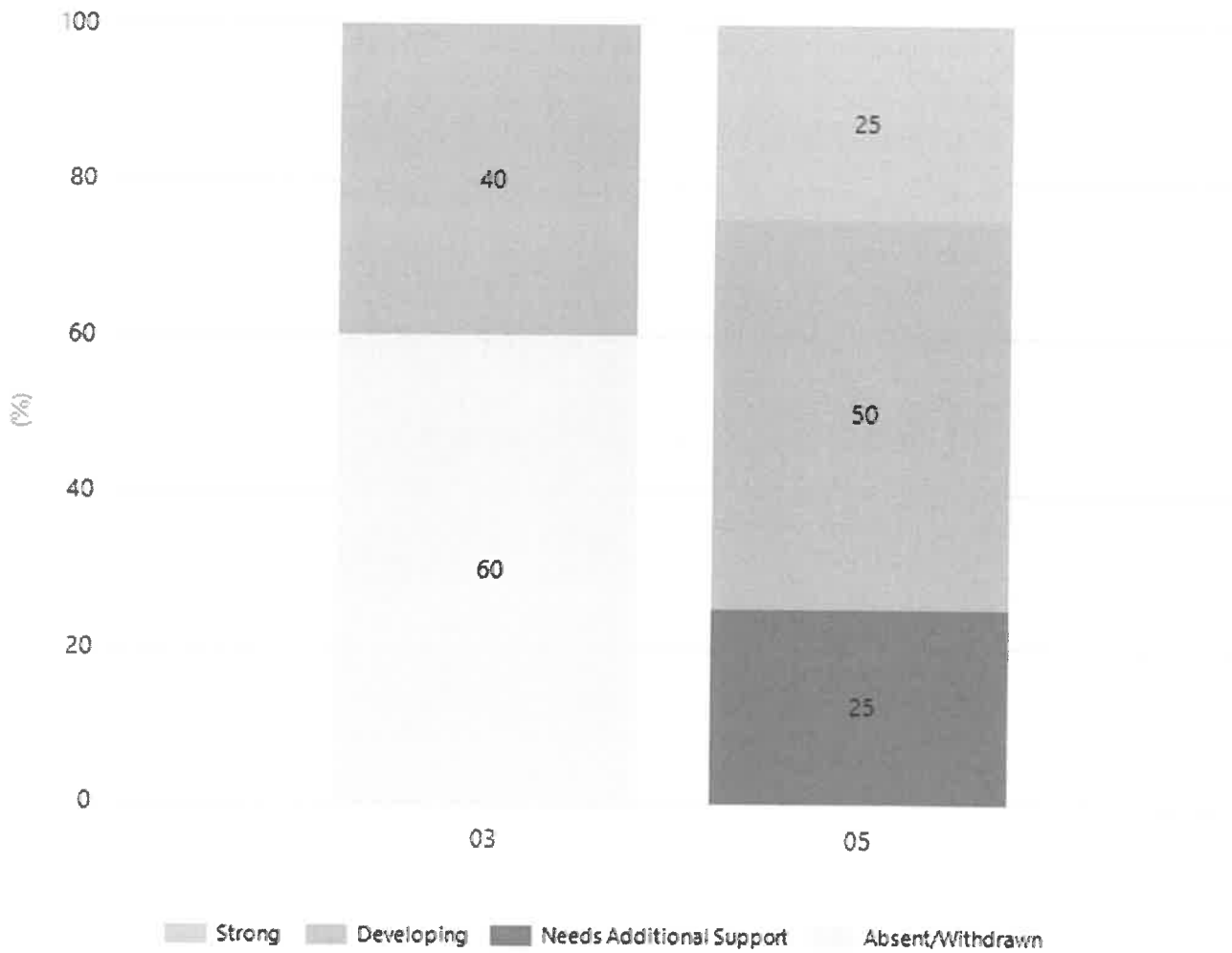
## Numeracy



Year Level	03	05
Developing	1	1
Needs Additional Support	1	3
Absent/Withdrawn	3	
Total	5	4

Data Source: Department for Education Assessment Data Holdings, 2023. When there are less than six students in a cohort, no data is supplied. Only data for Aboriginal learners is displayed.

## Reading

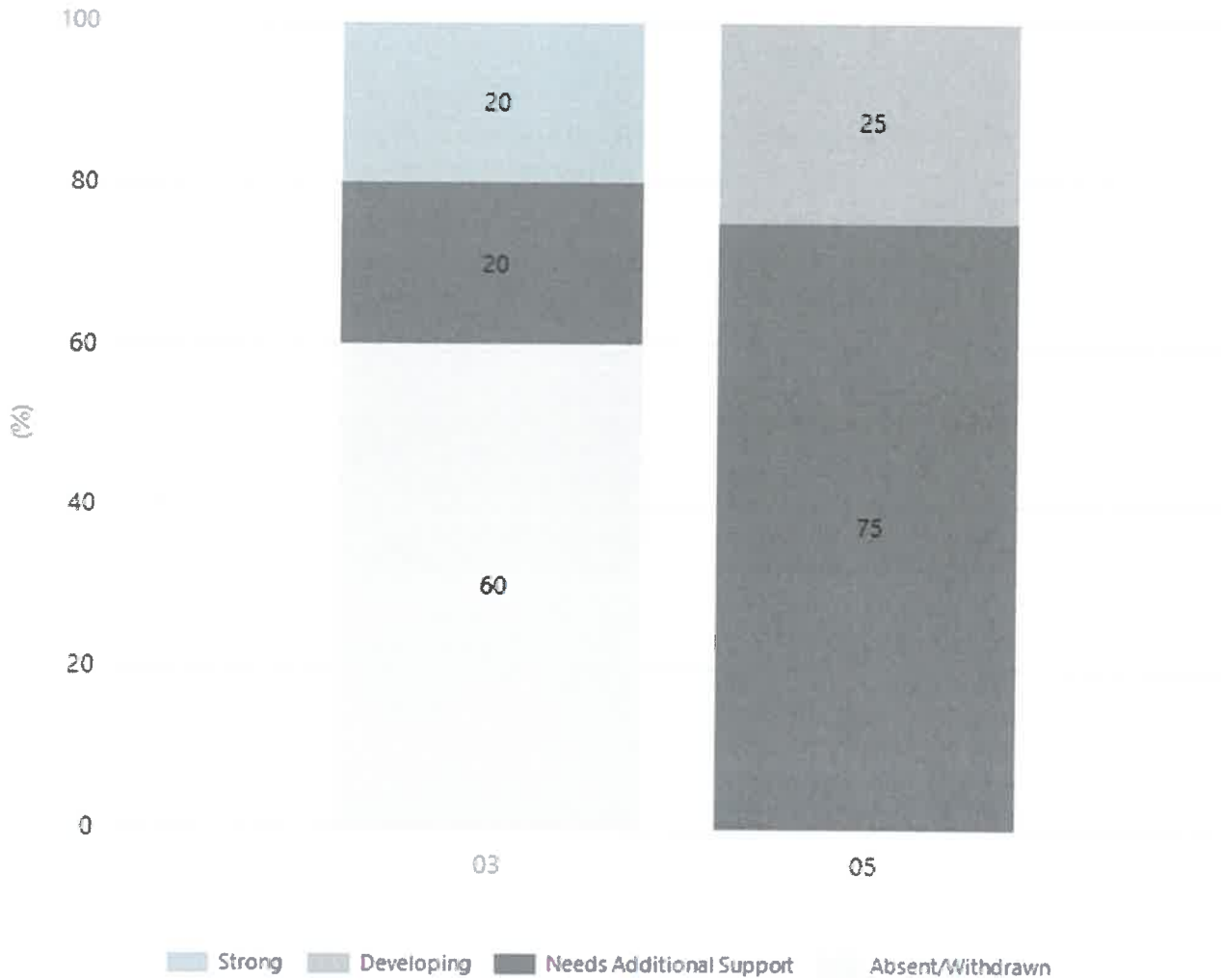


Year Level	03	05
Strong		1
Developing	2	2
Needs Additional Support		1
Absent/Withdrawn	3	
Total	5	4

Data Source: Department for Education Assessment Data Holdings, 2023. When there are less than six students in a cohort, no data is supplied. Only data for Aboriginal learners is displayed.



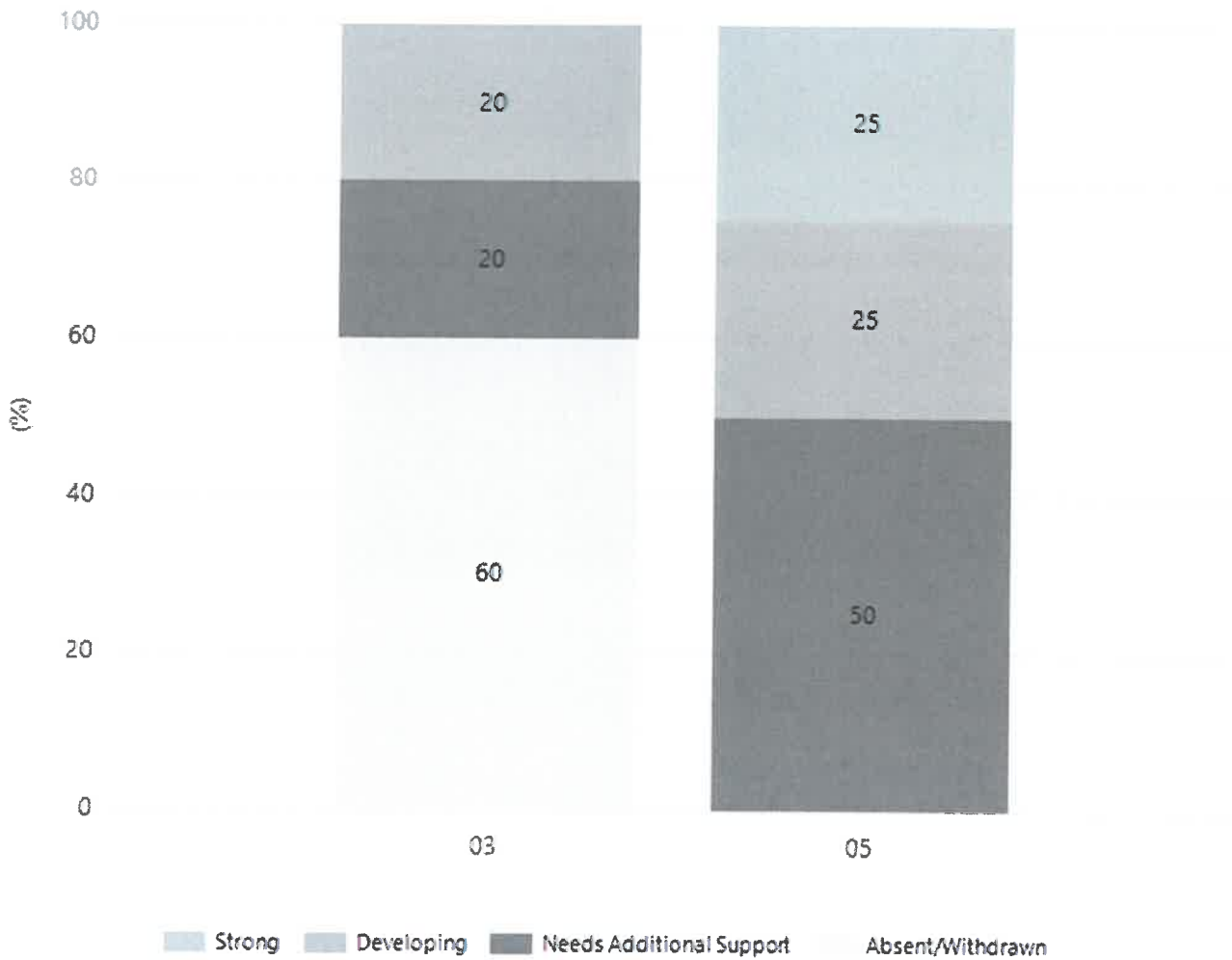
## Writing



Year Level	03	05
Strong	1	
Developing		1
Needs Additional Support	1	3
Absent/Withdrawn	3	
Total	5	4

Data Source: Department for Education Assessment Data Holdings, 2023. When there are less than six students in a cohort, no data is supplied. Only data for Aboriginal learners is displayed.

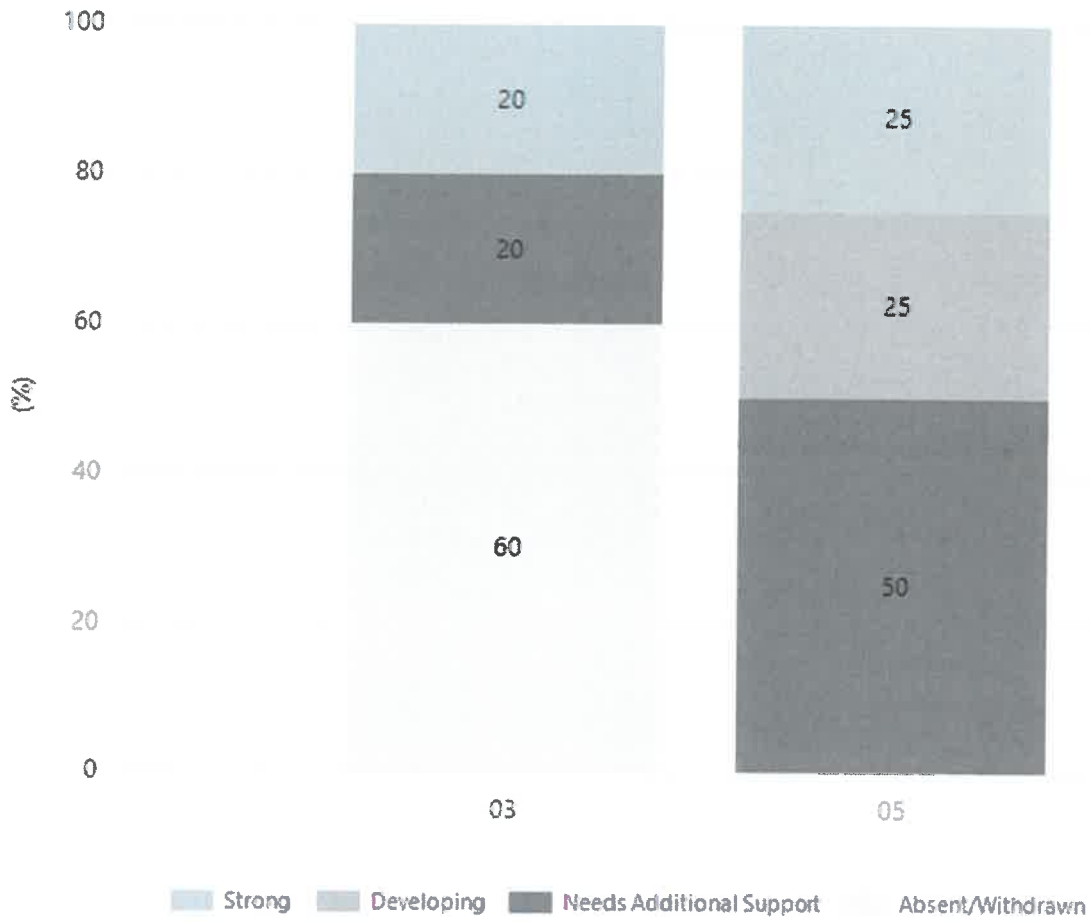
## Grammar



Year Level	03	05
Strong		1
Developing	1	1
Needs Additional Support	1	2
Absent/Withdrawn	3	
Total	5	4

Data Source: Department for Education Assessment Data Holdings, 2023. When there are less than six students in a cohort, no data is supplied. Only data for Aboriginal learners is displayed.

## Spelling



Year Level	03	05
Strong	1	1
Developing		1
Needs Additional Support	1	2
Absent/Withdrawn	3	
Total	5	4

Data Source: Department for Education Assessment Data Holdings, 2023. When there are less than six students in a cohort, no data is supplied. Only data for Aboriginal learners is displayed.

# School Attendance

Year Level	2021	2022	2023
Reception	78.0%	78.1%	68.6%
Year 01	80.8%	65.9%	79.2%
Year 02	83.0%	72.9%	85.4%
Year 03	84.7%	76.0%	73.3%
Year 04	78.8%	81.2%	80.3%
Year 05	80.5%	73.7%	78.9%
Year 06	83.7%	74.3%	76.7%
Year 07	86.6%		
Total	82.0%	74.6%	77.5%

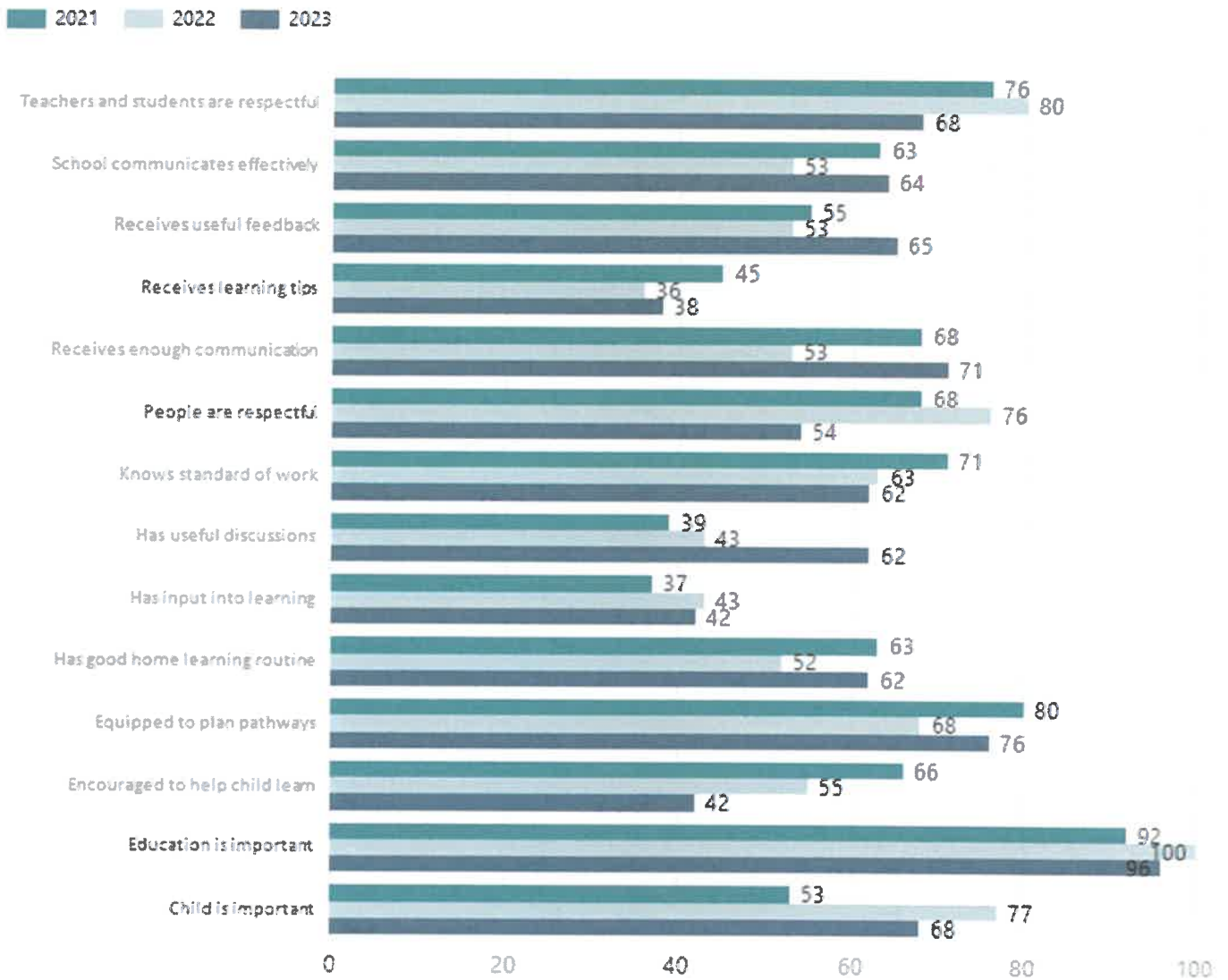
Data Source: Department for Education Attendance Data, Semester 1 Report 2023. A blank cell indicates there were no students enrolled. 'Primary Other' includes students enrolled in specialised education options. 'Secondary Other' includes students who have already spent a year at Year 12 and elected to undertake further study at Year 12.

## Attendance Comment

In South Australia, all children and young people must be in school from 6 years to 16 years old. They must attend a government or non-government school full time. From age 16 to 17 however, young people must attend school or an approved learning program (such as an apprenticeship, traineeship, accredited course or university). Schools and parents must encourage and support students to come to school every day. Parents and caregivers must make sure their child is enrolled in a school, and attends school all day and everyday it is open, unless a child is sick or has an approved exemption. Teachers and leaders actively follow up when a student misses school, including recording all absences and non-attendance. All schools in South Australia have local attendance procedures governed under the Education and Children's Services Regulations 2020.

# Parent Opinion Survey Results

Proportion of agree/strongly agree response(%)



Data Source: 2023 Department for Education Parent Opinions Survey, Term 3 2023.

## Intended Destination

Leave Reason	Number	%
NG - ATTENDING NON-GOV SCHOOL IN SA	4	31.0%
NS - LEFT SA FOR NSW	1	8.0%
NT - LEFT SA FOR NT	1	8.0%
TG - TRANSFERRED TO SA GOVERNMENT SCHOOL	4	31.0%
U - UNKNOWN	2	15.0%
VI - LEFT SA FOR VIC	1	8.0%

Data Source: Department for Education Destination Data Report, 2023. Data extract term 3 2023. Data shows recorded destinations for students that left the school in the previous year. Data is uploaded by schools in term 3 and may not reflect final or total figures at time of report creation.

## Highest Qualifications held by the teaching workforce and workforce composition

All teachers at this school are qualified and registered with the SA Teachers Registration Board.

Qualification Level	Number of Qualifications
Bachelor's degrees or Diplomas	12
Postgraduate Qualifications	1

Data Source: Data extracted from Mandatory Workforce Information Collections as on the last pay date of June 2023. As self-reported by staff in the system.

Please note: Data includes staff who are Actively employed and on extended paid leave. Please note only the highest qualification of the Teaching staff is reported. Excludes any number of other certifications earned.

### Workforce composition including indigenous staff

	Teaching Staff		Non-Teaching Staff	
	Indigenous	Non-Indigenous	Indigenous	Non-Indigenous
Full-Time Equivalents	0.0	12.6	0.3	7.5
Persons	0.0	13.0	1.0	11.0

Data Source: Data extracted from Mandatory Workforce Information Collection as on the last pay date of June 2023.

Please note: Data includes staff who are actively employed and on extended paid leave. "Indigenous category" is self-reported by staff in the system.

## Financial Statement

Funding Source	Amount
Grants: State	\$2540 454.86
Grants: Commonwealth	\$42 972.73
Parent Contributions	\$44 899.77
Fund Raising	\$7 212.97
Other	\$11 049.90

Data Source: School supplied data.

# Governing Council Report

We had a fantastic start to the year, although our membership numbers were initially low. After proactive recruiting efforts by our current members, we have seen a significant increase in membership, welcoming many enthusiastic new faces. With these new members on board, we decided to establish a fundraising committee, which led to our successful inaugural fundraiser in support of Craniofacial Australia, benefiting a student at our school. Volunteers gathered at the school to bake cupcakes, honey crackles, and jelly cups, in addition to organizing a sausage sizzle in our former canteen area. Students were encouraged to participate by wearing crazy hairstyles for a gold coin donation. This fundraiser was a remarkable success, raising \$444.80.

Throughout the year, we also reviewed and updated several school policies to align them with education department standards.

In response to the unfortunate closure of our onsite canteen, we recognized the need to provide lunch options and approached local delis to deliver lunch orders to the school. We have now partnered with Top Shops deli, who have been exceptional in creating a menu that complies with healthy eating guidelines for students and staff. Lunch orders are now managed through the Spriggy Schools app, offering parents and caregivers the convenience of ordering lunches.

As a governing council, we approved the reduction of four house teams to three, as we faced challenges in recruiting enough students for each house colour to participate in events. Additionally, we approved new reversible hats featuring each student's team colour on the underside, reinforcing house team pride.

Overall, we are proud of the achievements this year and look forward to what we can accomplish in the coming year.